

UNIVERSITY OF WATERLOO
FACULTY OF ENGINEERING
Department of Electrical & Computer Engineering

ECE 150 *Fundamentals of Programming*

Linked lists with dynamic memory allocation

CC BY NC SA

Douglas Wilhelm Harder, M.Math. LEL
Prof. Hiren Patel, Ph.D., P.Eng.
Prof. Werner Diel, Ph.D.

© 2018 by Douglas Wilhelm Harder and Hiren Patel. All rights reserved.

1

UNIVERSITY OF WATERLOO
FACULTY OF ENGINEERING
Department of Electrical & Computer Engineering

Linked lists with dynamic memory allocation

Outline

- In this lesson, we will:
 - Describe how to create a linked list using addresses
 - Learn how to add, access and remove nodes from such a linked list
 - See how to ensure that we do not have any memory leaks
 - Learn how to loop through a linked list
 - See how friendship can be used to access private member variables when necessary

CC BY NC SA

2

UNIVERSITY OF WATERLOO
FACULTY OF ENGINEERING
Department of Electrical & Computer Engineering

Linked lists with dynamic memory allocation

Nodes

- In the last topic, we introduced the class:


```
class Node {
public:
    double    value_;
    std::size_t next_index_;
};
```
- In our linked list in that topic:
 - All nodes were stored in an array
 - Each node stored a value and the index of the next node
 - We required one local variable to store the index of the first node

CC BY NC SA

3

UNIVERSITY OF WATERLOO
FACULTY OF ENGINEERING
Department of Electrical & Computer Engineering

Linked lists with dynamic memory allocation

Nodes

- Suppose, instead, we dynamically allocated memory each time we required a new node
 - Each new node will be allocated using a call to `new Node{...}`;
 - Consequently, we will be able to associate the node not with an index, but with an address
- Consequently, we will be storing the *address* of the next node:


```
class Node {
private:
    double value_;
    Node *p_next_node_;
};
```

CC BY NC SA

4

UNIVERSITY OF WATERLOO
FACULTY OF ENGINEERING
PROGRAM OF SOFTWARE ENGINEERING


Linked lists with dynamic memory allocation

5

Nodes

- Thus, with a local variable storing the address of the first node:

```
Node *p_list_head{ nullptr };
```



5

UNIVERSITY OF WATERLOO
FACULTY OF ENGINEERING
PROGRAM OF SOFTWARE ENGINEERING

Linked lists with dynamic memory allocation

6

Nodes

- In a sense, these two aren't very different:
 - In the first, you have an array of possible nodes you could use
 - In the second, all of memory is essentially an array and the address is an index into that array

```
class Node {
public:
    double    value_;
    std::size_t next_index_;
};

class Node {
private:
    double value_;
    Node *p_next_node_;
};
```



6

UNIVERSITY OF WATERLOO
FACULTY OF ENGINEERING
PROGRAM OF SOFTWARE ENGINEERING

Linked lists with dynamic memory allocation

7

Nodes

- Let us introduce the necessary public member functions:

```
class Node {
public:
    Node( double const new_value,
          Node const *p_new_next_node );
    Node( Node const &original ) = delete;
    Node( Node      &&original ) = delete;
    Node &operator=( Node const &rhs ) = delete;
    Node &operator=( Node      &&rhs ) = delete;

    double value() const;
    Node *p_next_node() const;
    void value( double const new_value );
    void p_next_node( Node *const new_p_next_node );

private:
    double value_;
    Node *p_next_node_;
};
```



7

UNIVERSITY OF WATERLOO
FACULTY OF ENGINEERING
PROGRAM OF SOFTWARE ENGINEERING

Linked lists with dynamic memory allocation

8

Nodes

- Let us introduce the necessary public member functions:

```
Node::Node( double const new_value,
            Node *const p_new_next_node ) :
    value_{ new_value },
    p_next_node_{ p_new_next_node } {
    // Empty constructor
}

double Node::value() const {
    return value_;
}

Node *Node::p_next_node() const {
    return p_next_node_;
}

void Node::value( double const new_value ) {
    value_ = new_value;
}

void Node::p_next_node( Node *const p_new_next_node ) {
    p_next_node_ = p_new_next_node;
}

};
```



8

UNIVERSITY OF WATERLOO
FACULTY OF ENGINEERING
FACULTY OF INFORMATION AND COMMUNICATIONS SYSTEMS


Linked lists with dynamic memory allocation

Nodes

- For a linked list, we also need to store the address of the first node


```
Node *p_list_head{ nullptr };
      - We can then add new nodes to this linked list
```
- Unfortunately, the user may accidentally assign this


```
p_list_head = nullptr;
```



9

UNIVERSITY OF WATERLOO
FACULTY OF ENGINEERING
FACULTY OF INFORMATION AND COMMUNICATIONS SYSTEMS

Linked lists with dynamic memory allocation

Nodes

- Let us also introduce a linked list class:
 - It will store the address of the first node in the linked list

```
class Linked_list {
public:
  Linked_list();
  ~Linked_list();
  Linked_list( Linked_list const &original ) = delete;
  Linked_list( Linked_list      &&original ) = delete;
  Linked_list &operator=(Linked_list const &rhs ) = delete;
  Linked_list &operator=(Linked_list      &&rhs ) = delete;

  double front() const;
  void push_front( double new value );

private:
  Node *p_list_head_;
};
```



10

UNIVERSITY OF WATERLOO
FACULTY OF ENGINEERING
FACULTY OF INFORMATION AND COMMUNICATIONS SYSTEMS

Linked lists with dynamic memory allocation

Nodes

- An initial linked list is empty, so the list head will be assigned the null pointer

```
Linked_list::Linked_list():
p_list_head_{ nullptr } {
  // Empty constructor
}

Linked_list::~Linked_list() {
  // We are using dynamic memory allocation,
  // so we will have to implement this...
}
```



11

UNIVERSITY OF WATERLOO
FACULTY OF ENGINEERING
FACULTY OF INFORMATION AND COMMUNICATIONS SYSTEMS

Linked lists with dynamic memory allocation

Push front

- Now, suppose we start with an empty linked list:

```
int main() {
  Linked_list data{};

  data.push_front( 4.2 );

  return 0;
}
```



12

UNIVERSITY OF WATERLOO
FACULTY OF ENGINEERING
Department of Electrical and Computer Engineering

Linked lists with dynamic memory allocation

13

Push front when empty

- When we go from no nodes to one, initially the linked list is pointing to the null pointer
 - Once we have initialized the first node, the linked list is pointing to the first node



13

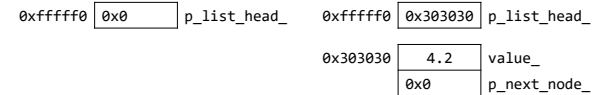
UNIVERSITY OF WATERLOO
FACULTY OF ENGINEERING
Department of Electrical and Computer Engineering

Linked lists with dynamic memory allocation

14

Push front when empty

- This is what we start with:



- How do we get here?

```
void Linked_list::push_front( double new_value ) {
    if ( p_list_head_ == nullptr ) {
        Node *p_new_node{ new Node( new_value, nullptr ) };
        p_list_head_ = p_new_node;
    } else {
        // ...
    }
}
```



14

UNIVERSITY OF WATERLOO
FACULTY OF ENGINEERING
Department of Electrical and Computer Engineering

Linked lists with dynamic memory allocation

15

Push front when not empty

- Now, let's add one more value at the front of this linked list:

```
int main() {
    Linked_list data{};

    data.push_front( 4.2 );
    data.push_front( 9.1 );

    return 0;
}
```



15

UNIVERSITY OF WATERLOO
FACULTY OF ENGINEERING
Department of Electrical and Computer Engineering

Linked lists with dynamic memory allocation

16

Push front when not empty

- When there are one or more nodes in the linked list, we are just adding another node to the front
 - It doesn't matter if we started with one or a thousand nodes in the linked list



16

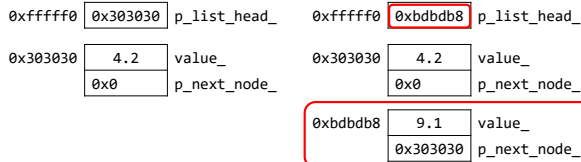
UNIVERSITY OF WATERLOO
FACULTY OF ENGINEERING
Department of Electrical and Computer Engineering

Linked lists with dynamic memory allocation

17

Push front when not empty

- This is what we start with:



- How do we get here?

```
void linked_list::push_front( double new_value ) {
    if ( p_list_head_ == nullptr ) {
        Node *p_new_node{ new Node( new_value, nullptr ) };
        p_list_head_ = p_new_node;
    } else {
        Node *p_new_node{ new Node( new_value, p_list_head_ ) };
        p_list_head_ = p_new_node;
    }
}
```



17

UNIVERSITY OF WATERLOO
FACULTY OF ENGINEERING
Department of Electrical and Computer Engineering

Linked lists with dynamic memory allocation

18

Simplifying push front

- Can we simplify this in any way?

– If you ever see:

```
double new_x{ 3.2 };
y = new_x;
```

– You can always replace this with:

```
y = 3.2;
```

- Here we have:

```
Node *p_new_node{ new Node( new_value, nullptr ) };
p_list_head_ = p_new_node;
```

– You can always replace this with:

```
p_list_head_ = new Node( new_value, nullptr );
```



18

UNIVERSITY OF WATERLOO
FACULTY OF ENGINEERING
Department of Electrical and Computer Engineering

Linked lists with dynamic memory allocation

19

Simplifying push front

- Now we have:

```
void linked_list::push_front( double new_value ) {
    if ( p_list_head_ == nullptr ) {
        Node *p_new_node{ new Node( new_value, nullptr ) };
        p_list_head_ = p_new_node;
    } else {
        Node *p_new_node{ new Node( new_value, p_list_head_ ) };
        p_list_head_ = p_new_node;
    }
}

void linked_list::push_front( double new_value ) {
    if ( p_list_head_ == nullptr ) {
        p_list_head_ = new Node( new_value, nullptr );
    } else {
        p_list_head_ = new Node( new_value, p_list_head_ );
    }
}
```



19

UNIVERSITY OF WATERLOO
FACULTY OF ENGINEERING
Department of Electrical and Computer Engineering

Linked lists with dynamic memory allocation

20

Simplifying push front

- Next, note that if `p_list_head_ == nullptr`, can't we just use that as the second argument in the constructor?

```
void linked_list::push_front( double new_value ) {
    if ( p_list_head_ == nullptr ) {
        p_list_head_ = new Node( new_value, nullptr );
    } else {
        p_list_head_ = new Node( new_value, p_list_head_ );
    }
}

void linked_list::push_front( double new_value ) {
    if ( p_list_head_ == nullptr ) {
        p_list_head_ = new Node( new_value, p_list_head_ );
    } else {
        p_list_head_ = new Node( new_value, p_list_head_ );
    }
}
```



20

UNIVERSITY OF WATERLOO
FACULTY OF ENGINEERING
FACULTY OF INFORMATION & COMMUNICATIONS

Linked lists with dynamic memory allocation 21

Simplifying push front

- Next, the consequent and alternative blocks are now identical:

```
void Linked_list::push_front( double new_value ) {
    if ( p_list_head_ == nullptr ) {
        p_list_head_ = new Node( new_value, p_list_head_ );
    } else {
        p_list_head_ = new Node( new_value, p_list_head_ );
    }
}

void Linked_list::push_front( double new_value ) {
    p_list_head_ = new Node( new_value, p_list_head_ );
}
```



21

UNIVERSITY OF WATERLOO
FACULTY OF ENGINEERING
FACULTY OF INFORMATION & COMMUNICATIONS

Linked lists with dynamic memory allocation 22

The first value (front)

- How do we return the value stored in the first node?

```
double Linked_list::front() const {
    if ( p_list_head_ != nullptr ) {
        return p_list_head_->value();
    } else {
        assert( p_list_head_ == nullptr );
        throw std::out_of_range( "The linked list is empty" );
    }
}
```



22

UNIVERSITY OF WATERLOO
FACULTY OF ENGINEERING
FACULTY OF INFORMATION & COMMUNICATIONS

Linked lists with dynamic memory allocation 23

Empty?

- How does the user know if the linked list is empty?

```
class Linked_list {
public:
    // Constructors, copy constructors, destructor, etc.
    bool empty() const;
private:
    Node *p_list_head_;
};

bool Linked_list::empty() const {
    return ( p_list_head_ == nullptr );
}
```



23

UNIVERSITY OF WATERLOO
FACULTY OF ENGINEERING
FACULTY OF INFORMATION & COMMUNICATIONS

Linked lists with dynamic memory allocation 24

Empty?

- Some may write this as the following:

```
bool Linked_list::empty() const {
    if ( p_list_head_ == nullptr ) {
        return true;
    } else {
        return false;
    }
}
```

- This is, however, equivalent to:

```
bool Linked_list::empty() const {
    return ( p_list_head_ == nullptr );
}
```



24

UNIVERSITY OF WATERLOO
FACULTY OF ENGINEERING
FACULTY OF INFORMATION AND COMMUNICATIONS

Linked lists with dynamic memory allocation 25

Popping the front node

- Suppose we want to remove the first node in the linked list:


```
class Linked_list {
public:
    // Constructors, copy constructors, destructor, etc.
    void pop_front();
private:
    Node *p_list_head_;
};
```
- As an aside:
 - All the member function identifiers and their behaviors are very close to the corresponding member functions of classes in the Standard Template Library (the STL)
 - Consequently, after this course, you should already be familiar with how to use some of the STL classes



25

UNIVERSITY OF WATERLOO
FACULTY OF ENGINEERING
FACULTY OF INFORMATION AND COMMUNICATIONS

Linked lists with dynamic memory allocation 26

Popping the front node

- Suppose we want to remove the front node
 - We cannot do this if the linked list is empty


```
void Linked_list::pop_front() {
    if ( !empty() ) {
        // Remove the front node
    }
}
```
 - Notice we changed


```
if ( p_list_head_ != nullptr ) {
to
    if ( !empty() ) {
```
 - Benefits of this approach include:
 - Easier to read
 - If the implementation changes, `empty()` still works



26

UNIVERSITY OF WATERLOO
FACULTY OF ENGINEERING
FACULTY OF INFORMATION AND COMMUNICATIONS


Linked lists with dynamic memory allocation 27

Popping the front when not empty

- Suppose we want to remove the front of this linked list



- To update the linked list, just point the head to whatever the previous first node was pointing to



27

UNIVERSITY OF WATERLOO
FACULTY OF ENGINEERING
FACULTY OF INFORMATION AND COMMUNICATIONS

Linked lists with dynamic memory allocation 28

Popping the front when not empty

- Thus, we can remove the first node as follows:


```
void Linked_list::pop_front() {
    if ( !empty() ) {
        p_list_head_ = p_list_head_->p_next_node();
    }
}
```



28

UNIVERSITY OF WATERLOO
FACULTY OF ENGINEERING
Department of Electrical and Computer Engineering

Linked lists with dynamic memory allocation

Popping the front when not empty

- Thus, starting with this linked list with three nodes:

0xfffff0	0xbdbdb8	p_list_head_
0x303030	4.2	value_
	0x0	p_next_node_
0xbdbdb8	9.1	value_
	0x303030	p_next_node_
0x1f1f18	6.5	value_
	0xbdbdb8	p_next_node_

```
p_list_head_ = p_list_head_->p_next_node();
```

- What is the problem here?



29

UNIVERSITY OF WATERLOO
FACULTY OF ENGINEERING
Department of Electrical and Computer Engineering

Linked lists with dynamic memory allocation

Popping the front when not empty

- Does this fix the problem?

```
void Linked_list::pop_front() {
    if ( !empty() ) {
        delete p_list_head_;
        p_list_head_ = p_list_head_->p_next_node();
    }
}
```



30

UNIVERSITY OF WATERLOO
FACULTY OF ENGINEERING
Department of Electrical and Computer Engineering

Linked lists with dynamic memory allocation

Popping the front when not empty

- Again, starting with this linked list with three nodes:

0xfffff0	0x1f1f18	p_list_head_
0x303030	4.2	value_
	0x0	p_next_node_
0xbdbdb8	9.1	value_
	0x303030	p_next_node_
0x1f1f18	6.5	value_
	0xbdbdb8	p_next_node_

```
delete p_list_head_;
p_list_head_ = p_list_head_->p_next_node();
```



31

UNIVERSITY OF WATERLOO
FACULTY OF ENGINEERING
Department of Electrical and Computer Engineering

Linked lists with dynamic memory allocation

Popping the front when not empty

- What we really require is a temporary pointer to this node:

0xfffff0	0xbdbdb8	p_list_head_
0x303030	4.2	value_
	0x0	p_next_node_
0xbdbdb8	9.1	value_
	0x303030	p_next_node_
0x1f1f18	6.5	value_
	0xbdbdb8	p_next_node_



32

UNIVERSITY OF WATERLOO
FACULTY OF ENGINEERING
FACULTY OF INFORMATION SYSTEMS
UNIVERSITY OF WATERLOO

Linked lists with dynamic memory allocation 33

Popping the front when not empty

- Thus, we could pop the front node as follow:


```
void Linked_list::pop_front() {
    if ( !empty() ) {
        Node *p_old_head( p_list_head_ );
        p_list_head_ = p_list_head_->p_next_node();
        delete p_old_head;
        p_old_head = nullptr;
    }
}
```



33



UNIVERSITY OF WATERLOO
FACULTY OF ENGINEERING
FACULTY OF INFORMATION SYSTEMS
UNIVERSITY OF WATERLOO

Linked lists with dynamic memory allocation 34


Destructor

- What happens when the linked list variable goes out of scope?

```
int main() {
    Linked_list data{};

    data.push_front( 4.2 );
    data.push_front( 9.1 );
    data.push_front( 6.5 );

    return 0;
}
```



34



UNIVERSITY OF WATERLOO
FACULTY OF ENGINEERING
FACULTY OF INFORMATION SYSTEMS
UNIVERSITY OF WATERLOO

Linked lists with dynamic memory allocation 35

Destructor

- What happens when the linked list variable goes out of scope?

0xfffff0	0x1f1f18	p_list_head_
0x303030	4.2	value_
	0x0	p_next_node_
0xbdbdb8	9.1	value_
	0x303030	p_next_node_
0x1f1f18	6.5	value_
	0xbdbdb8	p_next_node_



35



UNIVERSITY OF WATERLOO
FACULTY OF ENGINEERING
FACULTY OF INFORMATION SYSTEMS
UNIVERSITY OF WATERLOO

Linked lists with dynamic memory allocation 36

Destructor

- To avoid the memory leak, it is necessary to empty the linked list first

0xfffff0	0x1f1f18	p_list_head_
0x303030	4.2	value_
	0x0	p_next_node_
0xbdbdb8	9.1	value_
	0x303030	p_next_node_
0x1f1f18	6.5	value_
	0xbdbdb8	p_next_node_



36



UNIVERSITY OF WATERLOO
FACULTY OF ENGINEERING
FACULTY OF ENGINEERING AS
UNIVERSITY OF WATERLOO

Linked lists with dynamic memory allocation 37

Destructor

- There are easy ways of doing this, and hard ways
 - The easy is to use what you already have:

```
Linked_list::~Linked_list() {
    while ( !empty() ) {
        pop_front();
    }
}
```



37

UNIVERSITY OF WATERLOO
FACULTY OF ENGINEERING
FACULTY OF ENGINEERING AS
UNIVERSITY OF WATERLOO

Linked lists with dynamic memory allocation 38

Linked list class

- This is our linked list class so far:

```
class Linked_list {
public:
    Linked_list();
    ~Linked_list();
    Linked_list( Linked_list const &original ) = delete;
    Linked_list( Linked_list      &&original ) = delete;
    Linked_list &operator=(Linked_list const &rhs ) = delete;
    Linked_list &operator=(Linked_list      &&rhs ) = delete;

    double front() const;
    bool empty() const;
    void push_front( double new_value );
    void pop_front();

private:
    Node *p_list_head_;
};
```



38

UNIVERSITY OF WATERLOO
FACULTY OF ENGINEERING
FACULTY OF ENGINEERING AS
UNIVERSITY OF WATERLOO

Linked lists with dynamic memory allocation 39

Linked list class

- What else could be implemented?

```
std::size_t size() const;
bool operator==( Linked_list const &rhs ) const;
bool operator!=( Linked_list const &rhs ) const;
std::size_t find( double const value ) const;

double back() const;
void pop_back();

void clear();

std::size_t erase( std::size_t const index );
std::size_t erase( std::size_t const first_index,
                  std::size_t const last_index );

void reverse();
```



39

UNIVERSITY OF WATERLOO
FACULTY OF ENGINEERING
FACULTY OF ENGINEERING AS
UNIVERSITY OF WATERLOO

Linked lists with dynamic memory allocation 40

Clearing a linked list

- The easiest to implement is the clear member function:

```
void Linked_list::clear() {
    while ( !empty() ) {
        pop_front();
    }
}
```

- We can now simplify the destructor:

```
Linked_list::~Linked_list() {
    clear();
}
```



40

UNIVERSITY OF WATERLOO
FACULTY OF ENGINEERING
FACULTY OF INFORMATION ALIQUAM
UNIVERSITY OF WATERLOO

Linked lists with dynamic memory allocation 41

Looping through a linked list

- All the additional member functions we've suggested require us to walk through the nodes in the linked list
 - We will now go through the process of looping through a linked list
 - All the additional member functions suggested will require such a process of looping through the nodes in order to
 - Access the necessary information for the correct return value
 - Performing the appropriate modification to the linked list




41

UNIVERSITY OF WATERLOO
FACULTY OF ENGINEERING
FACULTY OF INFORMATION ALIQUAM
UNIVERSITY OF WATERLOO

Linked lists with dynamic memory allocation 42

Looping through a linked list

- How would you step through this linked list?



42

UNIVERSITY OF WATERLOO
FACULTY OF ENGINEERING
FACULTY OF INFORMATION ALIQUAM
UNIVERSITY OF WATERLOO

Linked lists with dynamic memory allocation 43

Looping through a linked list

- How can we loop through the linked list node by node?
Node *p_node{ p_list_head_ };

```
while ( p_node != nullptr ) {
    // Do something...

    p_node = p_node->p_next_node();
}
```

0x303030	4.2	value_
	0x0	p_next_node_
0xbdbdb8	9.1	value_
	0x303030	p_next_node_
0x1f1f18	6.5	value_
	0xbdbdb8	p_next_node_

0xfffff0 0x1f1f18 p_list_head_



43

UNIVERSITY OF WATERLOO
FACULTY OF ENGINEERING
FACULTY OF INFORMATION ALIQUAM
UNIVERSITY OF WATERLOO

Linked lists with dynamic memory allocation 44

Looping through a linked list

- We can rewrite this while loop as a for loop

```
for ( Node *p_node{ p_list_head_ }; p_node != nullptr;
      p_node = p_node->p_next_node() ) {
    // Access or modify the current node with
    // p_node->value()
    // p_node->p_next_node()
    // p_node->value( ... );
    // p_node->p_next_node( ... );
    if ( p_node->p_next_node() != nullptr ) {
        // Access or modify the following node with
        // p_node->p_next_node()->value()
        // p_node->p_next_node()->p_next_node()
        // p_node->p_next_node()->value( ... );
        // p_node->p_next_node()->p_next_node( ... );
    }
}
```



44

UNIVERSITY OF WATERLOO
FACULTY OF ENGINEERING
FACULTY OF ENGINEERING AS
UNIVERSITY OF WATERLOO

Linked lists with dynamic memory allocation 45

Size?

- How do we count how many items are in the linked list?

```
std::size_t Linked_list::size() const {
    std::size_t list_size{ 0 };

    for ( Node *p_node{ p_list_head_ };
          p_node != nullptr; p_node = p_node->p_next_node() ) {
        ++list_size;
    }

    return list_size;
}
```



45

UNIVERSITY OF WATERLOO
FACULTY OF ENGINEERING
FACULTY OF ENGINEERING AS
UNIVERSITY OF WATERLOO

Linked lists with dynamic memory allocation 46

Erase?

- How do we erase the k^{th} entry in the linked list?

```
std::size_t Linked_list::erase( std::size_t index ) {
    if ( empty() ) {
        return 0;
    } else if ( index == 0 ) {
        pop_front();
        return 1;
    } else {
        // We must loop through the linked list,
        // but we must modify the node immediately before the
        // node we want to erase
        // - How do we get to this particular node?
        // - What changes must be made to erase the next node?
        // - How do we determine if there are an insufficient
        //   number of nodes in the linked list?
    }
}
```



46

UNIVERSITY OF WATERLOO
FACULTY OF ENGINEERING
FACULTY OF ENGINEERING AS
UNIVERSITY OF WATERLOO

Linked lists with dynamic memory allocation 47

Printing

- Can we print a linked list?

```
int main() {
    Linked_list data{};

    data.push_front( 4.2 );
    data.push_front( 9.1 );
    data.push_front( 6.5 );

    std::cout << data << std::endl;

    return 0;
}
```

Output:

```
head -> 6.5 -> 9.1 -> 4.2 -> nullptr
(6.5, 9.1, 4.2)
```



47

UNIVERSITY OF WATERLOO
FACULTY OF ENGINEERING
FACULTY OF ENGINEERING AS
UNIVERSITY OF WATERLOO

Linked lists with dynamic memory allocation 48

Printing

- We have already seen how to overload operator<< to print

```
std::ostream &operator<<( std::ostream &out,
                          Linked_list const &list ) {
    out << "head -> ";

    for ( Node *p_node{ list.p_list_head_ };
          p_node != nullptr; p_node = p_node->p_next_node() ) {
        out << p_node->value() << " -> ";
    }

    out << "nullptr";

    return out;
}
```



48

UNIVERSITY OF WATERLOO
FACULTY OF ENGINEERING
FACULTY OF INFORMATION AND COMMUNICATIONS

Linked lists with dynamic memory allocation 49

Printing

- Problem:
 - The `p_list_head_` member variable is private!

```
std::ostream &operator<<( std::ostream &out,
                        Linked_list const &list ) {
    out << "head -> ";

    for ( Node *p_node{ list.p_list_head_ };
          p_node != nullptr; p_node = p_node->p_next_node() ) {
        out << p_node->value() << " -> ";
    }

    out << "nullptr";

    return out;
}
```



49

UNIVERSITY OF WATERLOO
FACULTY OF ENGINEERING
FACULTY OF INFORMATION AND COMMUNICATIONS

Linked lists with dynamic memory allocation 50

Printing

- C++ allows a class to specify functions and entire classes that are allowed access to all private members

```
// Class declaration
class Linked_list;
// Function declaration
std::ostream &operator<<( std::ostream &out,
                        Linked_list const &list );

// Class definition
class Linked_list {
public:

private:

    friend std::ostream &operator<<( std::ostream &out,
                                    Linked_list const &list );
};
// Function definitions...
```



50

UNIVERSITY OF WATERLOO
FACULTY OF ENGINEERING
FACULTY OF INFORMATION AND COMMUNICATIONS

Linked lists with dynamic memory allocation 51

Summary

- Following this lesson, you now
 - Know how to use addresses to create a linked list
 - Understand why it is also necessary to create a linked list class
 - Know how to add new nodes to the front of a linked list
 - Know how to access that first node
 - Know how to remove, or pop, that first node
 - Know how to easily implement the destructor
 - Understand how to loop through the nodes of a linked list
 - Understand the idea of friendship in C++



51

UNIVERSITY OF WATERLOO
FACULTY OF ENGINEERING
FACULTY OF INFORMATION AND COMMUNICATIONS


Linked lists with dynamic memory allocation 52

References

- [1] https://en.wikipedia.org/wiki/Linked_list
- [2] [https://en.wikipedia.org/wiki/Node_\(computer_science\)](https://en.wikipedia.org/wiki/Node_(computer_science))



52



Colophon

These slides were prepared using the Georgia typeface. Mathematical equations use Times New Roman, and source code is presented using Consolas.

The photographs of lilacs in bloom appearing on the title slide and accenting the top of each other slide were taken at the Royal Botanical Gardens on May 27, 2018 by Douglas Wilhelm Harder. Please see <https://www.rbg.ca/>

for more information.



53



Disclaimer

These slides are provided for the ECE 150 *Fundamentals of Programming* course taught at the University of Waterloo. The material in it reflects the authors' best judgment in light of the information available to them at the time of preparation. Any reliance on these course slides by any party for any other purpose are the responsibility of such parties. The authors accept no responsibility for damages, if any, suffered by any party as a result of decisions made or actions based on these course slides for any other purpose than that for which it was intended.



54

